


Giwa™ irrigation tapes



About us




As the problem of inefficient food production is increasingly evident and the demand is increasing, solving this burning problem is crucial to the future of us all.

The vision of Gerovit is based on this idea. With direct contact with the producers, we constantly listen to their needs and problems in the processes of production, protection, and storage of food.

Our team is made up of people whose joint passion for solving this problem with expertise and experience, as well as the latest generation of equipment, guarantee an effective overcoming of every present and future problem.

With us, the future is safe.



Company in details

The production facilities of the company are located in the city of Arandjelovac, SERBIA. We are a 100+ employees company with a production facility present in Serbia from where we cover markets of EU, Russia, North Africa, South Africa, and the Middle East with a tendency towards further growth of the market. We are focused on fast production and fast logistic.

In 2019 our company get certificated at TÜV SÜD for Quality Management System (QMS) **ISO 9001:2015** environmental management system (EMS) **ISO 14001:2015** and Occupational Health and Safety Management Systems (OHS) **ISO 45001:2018**.

Using machines and tools from known manufacturers, such as Reifenhäuser, T.H.E. (Thomas Machines), Arburg, Macchi, Karl Mayer, NGR and others provides the latest processing technology.

For maximum satisfaction of customer needs, the Company is constantly innovating and improving personnel and equipment. Since the beginning, the Company introduced the SAP ERP modules MM, SD, PP, FI CO. World-renowned manufacturers and our suppliers, DOW, EXXONMOBIL, BASEL, SABIC, PLASTICA KRITIS, CABOT, MOL, UNIPETROL, VERSALIS, AMPACET, PETROHEMIJA, S-GROUP, and other guarantees that the raw materials that are used in the production process are of superior and reliable quality.

We are processing 9.000 Tones of PE material per year in a wide range of more than 300 products.

Giwa™ irrigation tapes



Extrusion technology utilizes high-quality specially optimized polymers, renowned for their firmness and flexibility.

These polymers were developed especially for use in heavy industrial and agricultural environments.

A special system of forming tapes with a constant labyrinth delivers superior performance and uniformity of drippers. The design of a constant labyrinth provides a high degree of resistance to blockage and longer use of the system, and therefore more rational utilization of water.

The Glwadrip model uses a dripper with the largest area of filtration on the market which is set over the entire length of the dripper and provides the highest protection against blockage.

The production of the system and its quality is in accordance with SRPS EN ISO 9261:2011.

Extrusion without overlap eliminates the possibility of damage to the flap and prevents interference at system startup.



Drop-by-drop irrigation enables efficient watering, supplying a crucial part of the plant with water – the root. This way loss of water is prevented, and water is not retained on the leaves or soil which significantly reduces evaporation or the outflow of the water.

System drop by drop delivers water to the roots of plants and the soil between plants remains dry. This is very important because if the soil remains dry, most seeds will not germinate. When water is applied using a traditional irrigation system, the soil between plants remains wet and most seeds germinate.

Maintenance of the drop-by-drop system takes less time. When plants get deep, consistent watering, they thrive. Inefficient, shallow watering can be a real stress for plants. A drip irrigation system promotes healthy growth and disease resistance plants.

Drop-by-drop irrigation, with additional fitting and drippers, gives a large number of options. The system can be installed in various soil types. It is ideal for irrigation on uneven soil, and windy areas as also on usual types of land. Existing sprinkler systems for watering can be adapted to drop-by-drop systems with little effort.

Install the drop-by-drop irrigation system and you will use less water to irrigate. If you are using wells, you will notice a significant decrease in your pumping costs. You will no longer need to water the garden manually. With the automatization of your system, you will not need to hire someone to water the plants while you are on vacation. The reduction of plant diseases and unwanted weeds will considerably reduce your gardening labor and maintenance costs.

Giwatape™ with continuous labyrinth

The design of a continuous labyrinth provides a high degree of resistance to clogging and longer use of the system, and therefore the more rational use of water. A special system of design of a tape with constant labyrinths provides superior performance and uniformity of emitters.



- Seamless construction for greater reliability,
- Precisely shaped emitters for high uniformity,
- Micro precise slits eliminates blockages on the startup and prevents from root intrusion,
- The turbulent flow-path design provides high degree of resistance to clogging,
- Available in a wide range of wall thicknesses, outlet spacings and flow rates,
- Clearly visible white stripes for better recognition and indicators emitters,
- High resistance to tensile and cracking,
- Strong material resistant to abrasion reduces land


Technical details

Wall thickness	Inner nominal diameter	Outer diameter	Nominal pressure	Range of working pressure	Washing Pressure	Minimal filtration
6mil [150mic]	16mm	16,3mm	0.7bar	0,6 - 0,9 bar	1.2bar	100mic/150mesh
8mil [200mic]	16mm	16,4mm	0.7bar	0,6 - 0,9 bar	1.2bar	100mic/150mesh
10mil [250mic]	16mm	16,4mm	0.7bar	0,6 - 0,9 bar	1.2bar	100mic/150mesh
12mil [300mic]	16mm	16,5mm	0.7bar	0,6 - 0,9 bar	1.2bar	100mic/150mesh
8mil [200mic]	22mm	22,4mm	0.7bar	0,6 - 0,9 bar	1.2bar	100mic/150mesh
10mil [250mic]	22mm	22,5mm	0.7bar	0,6 - 0,9 bar	1.2bar	100mic/150mesh
12mil [300mic]	22mm	22,6mm	0.7bar	0,6 - 0,9 bar	1.2bar	100mic/150mesh



damages,

- Thanks to the versatility and reliability it is easy to install and reduces your work time,
- The production of the system and its quality is in accordance with SRPS EN ISO 9261:2011,
- The flow on the emitters is guaranteed at a nominal pressure of 0.7 bar,
- Irrigation tapes should not constantly work at pressures outside the permitted working pressure range of 0.6-0.9 bar,
- Washing is an operation during which the pressure inside the pipe increases to 1.2 bar for 15 minutes in order to prevent clogging of the emitters.



FILTRATION

Double-filtration of water through 110 properly positioned points.



LABYRINTH

Constant labyrinth of flow control



WATER OUTPUT

Micro-precise slit

Length of the rows when placing a Giwatape 16mm

Depending on the uniformity of the flow with a constant pressure of 0.7 bar for inner pipe diameters 16mm.

Emitter flow rate	Uniformity	Emitter spacing			
		10cm	15cm	20cm	30cm
0,6 L/h	90%	140m	180m	210m	268m
	85%	170m	220m	260m	335m
1,0 L/h	90%	100m	125m	150m	190m
	85%	125m	160m	185m	235m
1,5 L/h	90%	70m	90m	105m	130m
	85%	85m	110m	130m	165m
2,0 L/h	90%	35m	45m	50m	65m
	85%	75m	95m	105m	140m

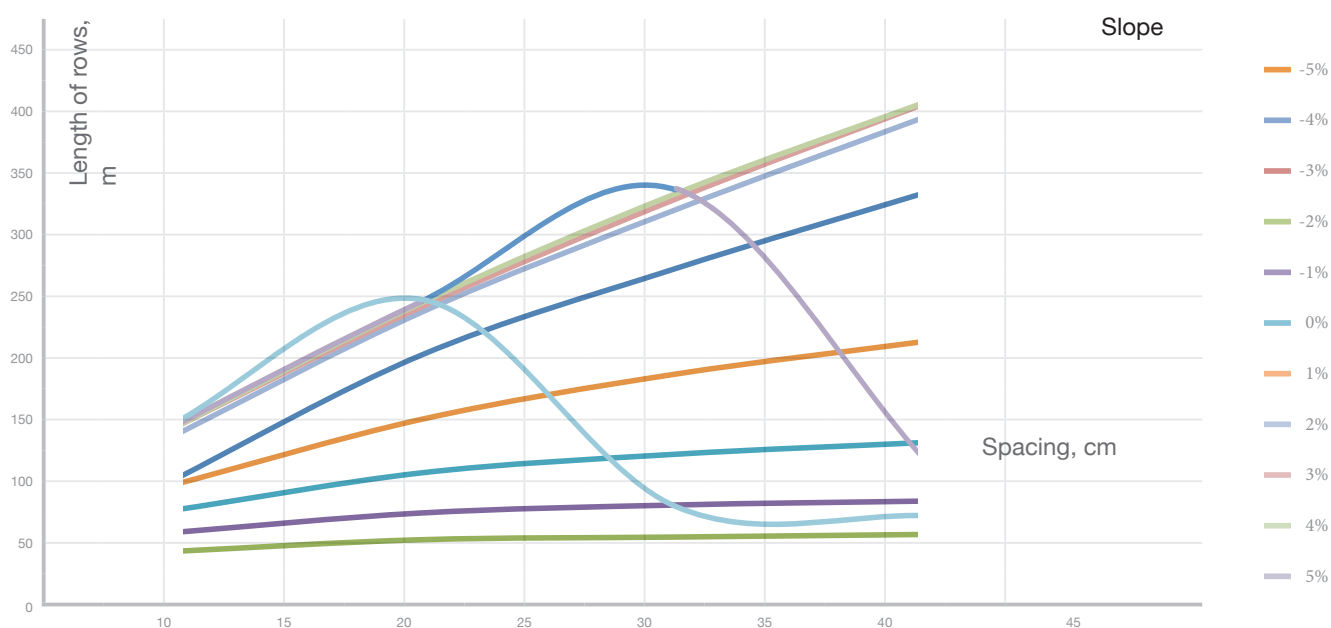
*measureings are of informative nature

Use and selection

Light- walled products are for short-season crops, for soil without rocks. Medium wall thickness products are for general use in longer-term crops and average soil conditions. Heavy wall-thickness products are designed for rocky soils, where insects can damage tapes or for more than one season.

Length of the row depending on the emitter spacing

The terrain inclination from -5% to +5%, 85% uniformity of flow, working pressure of 0.7 bar, inner diameter Ø16mm



Length of the rows when placing a Giwatape 22mm

Depending on the uniformity of the flow with a constant pressure of 0.7 bar for inner pipe diameters 22mm.

Emitter flow rate	Uniformity	Emitter spacing	
		20cm	30cm
0,6 L/h	90%	330m	440m
	85%	430m	550m
1,0 L/h	90%	260m	330m
	85%	300m	360m
1,5 L/h	90%	190m	240m
	85%	220m	270m
2,0 L/h	90%	130m	160m
	85%	150m	180m

*measureings are of informative nature

Use and selection

Light- walled products are for short season crops, for soil without rocks. Medium wall thickness products are for general use in longer-term crops and average soil conditions. Heavy wall-thickness products are designed for rocky soils, when insects can damage tapess or for more than one season.

Tapes with a diameter of 22 mm are an ideal solution for open fields where long rows are needed, greenhouses, for growing vegetable and field crops, or for fruit.



Giwatape - product range 16mm

The table shows the characteristics of the product with wall thickness of 0.15mm with spacing of emitters to 10cm, 15cm, 20cm and 30cm.

To request, there is a possibility of making tape with a special wall thickness and special emitter spacing, such as 8mil 10mil, 12mil and 14 mil.



Code	Name	Inner nominal diameter	Wall thickness	Emitter spacing	Flow l/emitter	Flow l/meter	Coil length
GT16060610	Giwatape	16mm	6mil [150mic]	10cm	0,6lph	6lph	3000m
GT16060615	Giwatape	16mm	6mil [150mic]	15cm	0,6lph	4lph	3000m
GT16060620	Giwatape	16mm	6mil [150mic]	20cm	0,6lph	3lph	3000m
GT16060630	Giwatape	16mm	6mil [150mic]	30cm	0,6lph	2lph	3000m
GT16061010	Giwatape	16mm	6mil [150mic]	10cm	1,0lph	10lph	3000m
GT16061015	Giwatape	16mm	6mil [150mic]	15cm	1,0lph	7lph	3000m
GT16061020	Giwatape	16mm	6mil [150mic]	20cm	1,0lph	5lph	3000m
GT16061030	Giwatape	16mm	6mil [150mic]	30cm	1,0lph	3,5lph	3000m
GT16061510	Giwatape	16mm	6mil [150mic]	10cm	1,5lph	15lph	3000m
GT16061515	Giwatape	16mm	6mil [150mic]	15cm	1,5lph	10lph	3000m
GT16061520	Giwatape	16mm	6mil [150mic]	20cm	1,5lph	7,5lph	3000m
GT16061530	Giwatape	16mm	6mil [150mic]	30cm	1,5lph	5lph	3000m
GT16062010	Giwatape	16mm	6mil [150mic]	10cm	2,0lph	20lph	3000m
GT16062015	Giwatape	16mm	6mil [150mic]	15cm	2,0lph	13,5lph	3000m
GT16062020	Giwatape	16mm	6mil [150mic]	20cm	2,0lph	10lph	3000m
GT16062030	Giwatape	16mm	6mil [150mic]	30cm	2,0lph	6lph	3000m

Giwatape - product range 22mm

The table shows the characteristics of the product with wall thickness of 8 mil, 10 mil and 12 mil, with spacing of emitters to 20cm and 30cm.

To request, there is a possibility of making tape with a special wall thickness such as 14 mil and special emitter spacing, such as 10 and 15cm.




Code	Name	Inner nominal diameter	Wall thickness	Emitter spacing	Flow l/emitter	Flow l/meter	Coil length
GT22080620	Giwatape	22mm	8mil [200mic]	20cm	0,6lph	3lph	1500m
GT22080630	Giwatape	22mm	8mil [200mic]	30cm	0,6lph	2lph	1500m
GT22100620	Giwatape	22mm	10mil [250mic]	20cm	0,6lph	3lph	1300m
GT22100630	Giwatape	22mm	10mil [250mic]	30cm	0,6lph	2lph	1300m
GT22120620	Giwatape	22mm	12mil [300mic]	20cm	0,6lph	3lph	1000m
GT22120630	Giwatape	22mm	12mil [300mic]	30cm	0,6lph	2lph	1000m
GT22081020	Giwatape	22mm	8mil [200mic]	20cm	1,0lph	5lph	1500m
GT22081030	Giwatape	22mm	8mil [200mic]	30cm	1,0lph	3.5lph	1500m
GT22101020	Giwatape	22mm	10mil [250mic]	20cm	1,0lph	5lph	1300m
GT22101030	Giwatape	22mm	10mil [250mic]	30cm	1,0lph	3.5lph	1300m
GT22121020	Giwatape	22mm	12mil [300mic]	20cm	1,0lph	5lph	1000m
GT22121030	Giwatape	22mm	12mil [300mic]	30cm	1,0lph	3.5lph	1000m
GT22081520	Giwatape	22mm	8mil [200mic]	20cm	1,5lph	7.5lph	1500m
GT22081530	Giwatape	22mm	8mil [200mic]	30cm	1,5lph	5lph	1500m
GT22101520	Giwatape	22mm	10mil [250mic]	20cm	1,5lph	7.5lph	1300m
GT22101530	Giwatape	22mm	10mil [250mic]	30cm	1,5lph	5lph	1300m
GT22101520	Giwatape	22mm	10mil [250mic]	20cm	1,5lph	7.5lph	1300m
GT22101530	Giwatape	22mm	10mil [250mic]	30cm	1,5lph	5lph	1300m
GT22082020	Giwatape	22mm	8mil [200mic]	20cm	2,0lph	10lph	1500m
GT22082030	Giwatape	22mm	8mil [200mic]	30cm	2,0lph	6lph	1500m
GT22102020	Giwatape	22mm	10mil [250mic]	20cm	2,0lph	10lph	1300m
GT22102030	Giwatape	22mm	10mil [250mic]	30cm	2,0lph	6lph	1300m
GT22122020	Giwatape	22mm	12mil [300mic]	20cm	2,0lph	10lph	1000m
GT22122030	Giwatape	22mm	12mil [300mic]	30cm	2,0lph	6lph	1000m

GiwaX™

Double Filtration, Zero Clogging

Perfect Flow, Every Time!


GiwaX tape with continuous double labyrinth is an innovative system structure that enhances water distribution and minimizes the risk of clogging. GiwaX tape is particularly beneficial for agricultural applications where water quality may be compromised, providing a reliable solution for efficient drop-by-drop irrigation.




- Seamless construction for greater reliability,
- Precisely shaped emitters for high uniformity,
- Micro precise slits eliminates blockages on the startup and prevents from root intrusion,
- The turbulent flow-path design provides high degree of resistance to clogging,
- Available in a wide range of wall thicknesses, outlet spacings and flow rates,
- Clearly visible white stripes for better recognition and indicators emitters,
- High resistance to tensile and cracking,
- Strong material resistant to abrasion reduces land damages,
- Thanks to the versatility and reliability it is easy to install and reduces your work time,
- The production of the system and its quality is in accordance with SRPS EN ISO 9261:2011,
- The flow on the emitters is guaranteed at a nominal pressure of 0.7 bar,
- Irrigation tapes should not constantly work at pressures outside the permitted working pressure range of 0.6-0.9 bar,
- Washing is an operation during which the pressure inside the pipe increases to 1.2 bar for 15 minutes in order to prevent clogging of the emitters.

Technical details

Wall thickness	Inner nominal diameter	Outer diameter	Nominal pressure	Range of working pressure	Washing Pressure	Minimal filtration
6mil [150mic]	16mm	16,3mm	0.7bar	0,6 - 0,9 bar	1.2bar	100mic/150mesh
8mil [200mic]	16mm	16,4mm	0.7bar	0,6 - 0,9 bar	1.2bar	100mic/150mesh
10mil [250mic]	16mm	16,4mm	0.7bar	0,6 - 0,9 bar	1.2bar	100mic/150mesh
12mil [300mic]	16mm	16,5mm	0.7bar	0,6 - 0,9 bar	1.2bar	100mic/150mesh
8mil [200mic]	22mm	22,4mm	0.7bar	0,6 - 0,9 bar	1.2bar	100mic/150mesh
10mil [250mic]	22mm	22,5mm	0.7bar	0,6 - 0,9 bar	1.2bar	100mic/150mesh
12mil [300mic]	22mm	22,6mm	0.7bar	0,6 - 0,9 bar	1.2bar	100mic/150mesh



98%
uniformity
garanted



FILTRATION

Double-filtration of water through 110 properly positioned points.



LABYRINTH

Constant double labyrinth of flow control



WATER OUTPUT

Micro-precise slit

GiwaX - product range 16mm

The table shows the characteristics of the product with wall thickness of 0.15mm with spacing of emitters to 10cm, 15cm, 20cm and 30cm.

To request, there is a possibility of making tape with a special wall thickness and special emitter spacing, such as 8mil 10mil, 12mil and 14 mil.



Code	Name	Inner nominal diameter	Wall thickness	Emitter spacing	Flow l/emitter	Flow l/meter	Coil length
GX16060610	GiwaX	16mm	6mil [150mic]	10cm	0,6lph	6lph	3000m
GX16060615	GiwaX	16mm	6mil [150mic]	15cm	0,6lph	4lph	3000m
GX16060620	GiwaX	16mm	6mil [150mic]	20cm	0,6lph	3lph	3000m
GX16060630	GiwaX	16mm	6mil [150mic]	30cm	0,6lph	2lph	3000m
GX16061010	GiwaX	16mm	6mil [150mic]	10cm	1,0lph	10lph	3000m
GX16061015	GiwaX	16mm	6mil [150mic]	15cm	1,0lph	7lph	3000m
GX16061020	GiwaX	16mm	6mil [150mic]	20cm	1,0lph	5lph	3000m
GX16061030	GiwaX	16mm	6mil [150mic]	30cm	1,0lph	3,5lph	3000m
GX16061510	GiwaX	16mm	6mil [150mic]	10cm	1,5lph	15lph	3000m
GX16061515	GiwaX	16mm	6mil [150mic]	15cm	1,5lph	10lph	3000m
GX16061520	GiwaX	16mm	6mil [150mic]	20cm	1,5lph	7,5lph	3000m
GX16061530	GiwaX	16mm	6mil [150mic]	30cm	1,5lph	5lph	3000m
GX16062010	GiwaX	16mm	6mil [150mic]	10cm	2,0lph	20lph	3000m
GX16062015	GiwaX	16mm	6mil [150mic]	15cm	2,0lph	13,5lph	3000m
GX16062020	GiwaX	16mm	6mil [150mic]	20cm	2,0lph	10lph	3000m
GX16062030	GiwaX	16mm	6mil [150mic]	30cm	2,0lph	6lph	3000m

GiwaX - product range 22mm

The table shows the characteristics of the product with wall thickness of 8 mil, 10 mil and 12 mil, with spacing of emitters to 20cm and 30cm.

To request, there is a possibility of making tape with a special wall thickness such as 14 mil and special emitter spacing, such as 10 and 15cm.



Code	Name	Inner nominal diameter	Wall thickness	Emitter spacing	Flow l/emitter	Flow l/meter	Coil length
GX22080620	GiwaX	22mm	8mil [200mic]	20cm	0,6lph	3lph	1500m
GX22080630	GiwaX	22mm	8mil [200mic]	30cm	0,6lph	2lph	1500m
GX22100620	GiwaX	22mm	10mil [250mic]	20cm	0,6lph	3lph	1300m
GX22100630	GiwaX	22mm	10mil [250mic]	30cm	0,6lph	2lph	1300m
GX22120620	GiwaX	22mm	12mil [300mic]	20cm	0,6lph	3lph	1000m
GX22120630	GiwaX	22mm	12mil [300mic]	30cm	0,6lph	2lph	1000m
GX22081020	GiwaX	22mm	8mil [200mic]	20cm	1,0lph	5lph	1500m
GX22081030	GiwaX	22mm	8mil [200mic]	30cm	1,0lph	3.5lph	1500m
GX22101020	GiwaX	22mm	10mil [250mic]	20cm	1,0lph	5lph	1300m
GX22101030	GiwaX	22mm	10mil [250mic]	30cm	1,0lph	3.5lph	1300m
GX22121020	GiwaX	22mm	12mil [300mic]	20cm	1,0lph	5lph	1000m
GX22121030	GiwaX	22mm	12mil [300mic]	30cm	1,0lph	3.5lph	1000m
GX22081520	GiwaX	22mm	8mil [200mic]	20cm	1,5lph	7.5lph	1500m
GX22081530	GiwaX	22mm	8mil [200mic]	30cm	1,5lph	5lph	1500m
GX22101520	GiwaX	22mm	10mil [250mic]	20cm	1,5lph	7.5lph	1300m
GX22101530	GiwaX	22mm	10mil [250mic]	30cm	1,5lph	5lph	1300m
GX22101520	GiwaX	22mm	10mil [250mic]	20cm	1,5lph	7.5lph	1300m
GX22101530	GiwaX	22mm	10mil [250mic]	30cm	1,5lph	5lph	1300m
GX22082020	GiwaX	22mm	8mil [200mic]	20cm	2,0lph	10lph	1500m
GX22082030	GiwaX	22mm	8mil [200mic]	30cm	2,0lph	6lph	1500m
GX22102020	GiwaX	22mm	10mil [250mic]	20cm	2,0lph	10lph	1300m
GX22102030	GiwaX	22mm	10mil [250mic]	30cm	2,0lph	6lph	1300m
GX22122020	GiwaX	22mm	12mil [300mic]	20cm	2,0lph	10lph	1000m
GX22122030	GiwaX	22mm	12mil [300mic]	30cm	2,0lph	6lph	1000m

Giwadrip™ with flat emitters

The largest area of filtration on the market which is set over the entire length of the dripper provides maximum protection against clogging.




- Seamless construction for greater reliability,
- Precisely shaped emitters for high uniformity,
- Laser treated hatch eliminates blockages on the startup and prevents from root intrusion,
- The turbulent flow-path design provides high degree of resistance to clogging,
- Clearly visible white stripes for better recognition and indicators emitters,
- Strong material resistant to abrasion and damages,
- Thanks to the versatility and reliability it is easy to install and reduces your work time,



- The production of the system and its quality is in accordance with SRPS EN ISO 9261:2011,
- The flow on the emitters is guaranteed at a nominal pressure of 0.7 bar,
- Irrigation tapes should not constantly work at pressures outside the permitted working pressure range of 0.6-0.9 bar,
- Washing is an operation during which the pressure inside the pipe increases to 1.2 bar for 15 minutes in order to prevent clogging of the emitters.


Technical details

Wall thickness	Inner nominal diameter	Outer diameter	Nominal pressure	Range of working pressure	Washing Pressure	Minimal filtration
6mil [150mic]	16mm	16,3mm	0.7bar	0,6 - 0,9 bar	1.2bar	100mic/150mesh
8mil [200mic]	16mm	16,4mm	0.7bar	0,6 - 0,9 bar	1.2bar	100mic/150mesh
10mil [250mic]	16mm	16,5mm	0.7bar	0,6 - 0,9 bar	1.2bar	100mic/150mesh
8mil [200mic]	22mm	22,4mm	0.7bar	0,6 - 0,9 bar	1.2bar	100mic/150mesh
10mil [250mic]	22mm	22,5mm	0.7bar	0,6 - 0,9 bar	1.2bar	100mic/150mesh
12mil [300mic]	22mm	22,6mm	0.7bar	0,6 - 0,9 bar	1.2bar	100mic/150mesh



FILTRATION

Largest area of filtration
on the market



LABYRINTH

Specially designed
labyrinth for a flow
rate control



WATER OUTPUT

Laser treated hatch

Length of the application of the Giwadrip 16mm

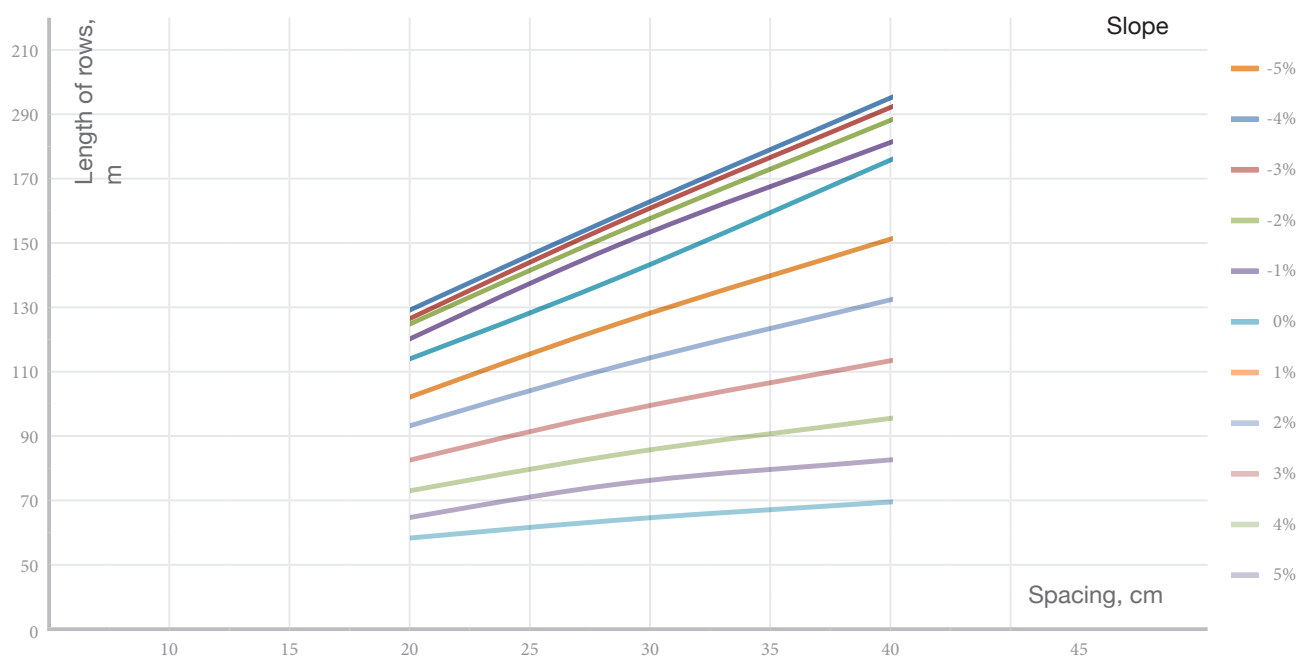
Depending on the uniformity of the field with a constant pressure of 0.7 bar for pipe diameters 16mm.

Emitter flow rate	Uniformity	Emitter spacing		
		20cm	30cm	40cm
1,1 L/h	90%	138m	180m	216m
	85%	170m	222m	267m
1,6 L/h	90%	110m	140m	170m
	85%	135m	175m	210m
2,3 L/h	90%	86m	112m	135m
	85%	107m	139m	167m
3,0 L/h	90%	79m	100m	120m
	85%	98m	123m	150m
3,6 L/h	90%	63m	82m	98m
	85%	78m	101m	122m

*measureings are of informative nature

Length of the row depending on the dripper spacing

The terrain inclination from -5% to +5%, 85% uniformity of flow, working pressure of 0.7 bar, 16mm & 22mm.



Length of the application of the Giwadrip 22mm

Depending on the uniformity of the field with a constant pressure of 0.7 bar for pipe diameters 22mm.

Emitter flow rate	Uniformity	Emitter spacing		
		20cm	30cm	40cm
1,1 L/h	90%	200m	240m	270m
	85%	230m	260m	300m
1,6 L/h	90%	150m	175m	200m
	85%	175m	200m	230m
2,3 L/h	90%	100m	125m	150m
	85%	115m	150m	175m
3,0 L/h	90%	-	-	-
	85%	-	-	-
3,6 L/h	90%	-	-	-
	85%	-	-	-

*measureings are of informative nature



Giwadrip - product range 16mm

The table shows the characteristics of the wall thickness of 6mil and 8mil with spacing from 20cm, 30cm and 40cm.

To request, there is a possibility of making tape with a special wall thickness and special emitter spacing.



Code	Name	Inner nominal diameter	Wall thickness	Emitter spacing	Flow l/emitter	Flow l/meter	Coil length
GD16061120	Giwadrip	16mm	6mil [150mic]	20cm	1,1lph	5,5 lph	3000m
GD16061130	Giwadrip	16mm	6mil [150mic]	30cm	1,1lph	3,7 lph	3000m
GD16061140	Giwadrip	16mm	6mil [150mic]	40cm	1,1lph	2,8 lph	3000m
GD16081120	Giwadrip	16mm	8mil [200mic]	20cm	1,1lph	5,5 lph	2500m
GD16081130	Giwadrip	16mm	8mil [200mic]	30cm	1,1lph	3,7 lph	2500m
GD16081140	Giwadrip	16mm	8mil [200mic]	40cm	1,1lph	2,8 lph	2500m
GD16061620	Giwadrip	16mm	6mil [150mic]	20cm	1,6lph	8,0 lph	3000m
GD16061630	Giwadrip	16mm	6mil [150mic]	30cm	1,6lph	5,3 lph	3000m
GD16061640	Giwadrip	16mm	6mil [150mic]	40cm	1,6lph	4,0 lph	3000m
GD16081620	Giwadrip	16mm	8mil [200mic]	20cm	1,6lph	8,0 lph	2500m
GD16081630	Giwadrip	16mm	8mil [200mic]	30cm	1,6lph	5,3 lph	2500m
GD16081640	Giwadrip	16mm	8mil [200mic]	40cm	1,6lph	4,0 lph	2500m
GD16062320	Giwadrip	16mm	6mil [150mic]	20cm	2,3lph	11,5 lph	3000m
GD16062330	Giwadrip	16mm	6mil [150mic]	30cm	2,3lph	7,7 lph	3000m
GD16062340	Giwadrip	16mm	6mil [150mic]	40cm	2,3lph	5,8 lph	3000m
GD16082320	Giwadrip	16mm	8mil [200mic]	20cm	2,3lph	11,5 lph	2500m
GD16082330	Giwadrip	16mm	8mil [200mic]	30cm	2,3lph	7,7 lph	2500m
GD16082340	Giwadrip	16mm	8mil [200mic]	40cm	2,3lph	5,8 lph	2500m
GD16063020	Giwadrip	16mm	6mil [150mic]	20cm	3,0lph	15,0 lph	3000m
GD16063030	Giwadrip	16mm	6mil [150mic]	30cm	3,0lph	10,0 lph	3000m
GD16063040	Giwadrip	16mm	6mil [150mic]	40cm	3,0lph	7,5 lph	3000m
GD16083020	Giwadrip	16mm	8mil [200mic]	20cm	3,0lph	15,0 lph	2500m
GD16083030	Giwadrip	16mm	8mil [200mic]	30cm	3,0lph	10,0 lph	2500m
GD16083040	Giwadrip	16mm	8mil [200mic]	40cm	3,0lph	7,5 lph	2500m

Giwadrip - product range 22mm

The table shows the characteristics of the wall thickness of 8mil, 10mil and 12mil with spacing from 20cm and 40cm.

To request, there is a possibility of making tape with a special wall thickness and special emitter spacing.



Code	Name	Inner nominal diameter	Wall thickness	Emitter spacing	Flow l/emitter	Flow l/meter	Coil length
GD22081120	Giwadrip	22mm	8mil [200mic]	20cm	1,1lph	5,5 lph	1500m
GD22081140	Giwadrip	22mm	8mil [200mic]	40cm	1,1lph	3,7 lph	1500m
GD22101120	Giwadrip	22mm	10mil [250mic]	20cm	1,1lph	2,8 lph	1300m
GD22101140	Giwadrip	22mm	10mil [250mic]	40cm	1,1lph	5,5 lph	1300m
GD22121120	Giwadrip	22mm	12mil [300mic]	20cm	1,1lph	3,7 lph	1000m
GD22121140	Giwadrip	22mm	12mil [300mic]	40cm	1,1lph	2,8 lph	1000m
GD22081620	Giwadrip	22mm	8mil [200mic]	20cm	1,6lph	8,0 lph	1500m
GD22081640	Giwadrip	22mm	8mil [200mic]	40cm	1,6lph	5,3 lph	1500m
GD22101620	Giwadrip	22mm	10mil [250mic]	20cm	1,6lph	4,0 lph	1300m
GD22101640	Giwadrip	22mm	10mil [250mic]	40cm	1,6lph	8,0 lph	1300m
GD22121620	Giwadrip	22mm	12mil [300mic]	20cm	1,6lph	5,3 lph	1000m
GD22121640	Giwadrip	22mm	12mil [300mic]	40cm	1,6lph	4,0 lph	1000m
GD22082320	Giwadrip	22mm	8mil [200mic]	20cm	2,3lph	11,5 lph	1500m
GD22082340	Giwadrip	22mm	8mil [200mic]	40cm	2,3lph	7,7 lph	1500m
GD22102320	Giwadrip	22mm	10mil [250mic]	20cm	2,3lph	5,8 lph	1300m
GD22102340	Giwadrip	22mm	10mil [250mic]	40cm	2,3lph	11,5 lph	1300m
GD22122320	Giwadrip	22mm	12mil [300mic]	20cm	2,3lph	7,7 lph	1000m
GD22122340	Giwadrip	22mm	12mil [300mic]	40cm	2,3lph	5,8 lph	1000m
GD22083020	Giwadrip	22mm	8mil [200mic]	20cm	3,0lph	15,0 lph	1500m
GD22083040	Giwadrip	22mm	8mil [200mic]	40cm	3,0lph	10,0 lph	1500m
GD22103020	Giwadrip	22mm	10mil [250mic]	20cm	3,0lph	7,5 lph	1300m
GD22103040	Giwadrip	22mm	10mil [250mic]	40cm	3,0lph	15,0 lph	1300m
GD22123020	Giwadrip	22mm	12mil [300mic]	20cm	3,0lph	10,0 lph	1000m
GD22123040	Giwadrip	22mm	12mil [300mic]	40cm	3,0lph	7,5 lph	1000m

Giwadrip™ with hyper drip emitters



The largest area of filtration on the market which is set over the entire length of the dripper provides maximum protection against clogging.

- Superior flow rate characteristics,
- High clogging resistance - Irstea report,
- Precisely shaped emitters for high uniformity,
- Laser treated hatch eliminates blockages on the startup and prevents from root intrusion,
- Clearly visible white stripes for better recognition and indicators emitters,
- Strong material resistant to abrasion and damages,



- The production of the system and its quality is in accordance with SRPS EN ISO 9261:2011,
- The flow on the emitters is guaranteed at a nominal pressure of 0.7 bar,
- Irrigation tapes should not constantly work at pressures outside the permitted working pressure range of 0.6-0.9 bar,
- Washing is an operation during which the pressure inside the pipe increases to 1.2 bar for 15 minutes in order to prevent clogging of the emitters.

Technical details

Wall thickness	Inner nominal diameter	Outer diameter	Nominal pressure	Range of working pressure	Washing Pressure	Minimal filtration
6mil [150mic]	16mm	16,3mm	0.7bar	0,6 - 0,9 bar	1.2bar	100mic/150mesh
8mil [200mic]	16mm	16,4mm	0.7bar	0,6 - 0,9 bar	1.2bar	100mic/150mesh



"Mentioned characteristics and features guarantee high performance of the Hyperdrip in the fields as well as an easy handling of the dripper during production of the tube in the production line."




LABYRINTH

Specially designed labyrinth for a flow rate control

WATER OUTPUT

Laser treated hatch



FILTRATION

Smart precize

Giwadrip hyper drip - Length of the application

Depending of the uniformity of the field with a onstant inlet pressure of 0.7 bar for pipe diameters 16mm.

Emitter flow rate	Uniformity	Emitter spacing		
		20cm	30cm	40cm
0,6L/h	90%	210m	268m	320m
	85%	260m	335m	400m
0,9 L/h	90%	165m	209m	248m
	85%	204m	259m	308m
1,3 L/h	90%	126m	156m	192m
	85%	256m	198m	240m

*measureings are of informative nature

Giwadrip hyper drip - product range 16mm

The table shows the characteristics of the wall thickness of 6mil and 8mil with spacing from 10cm, 15cm, 20cm and 30cm.

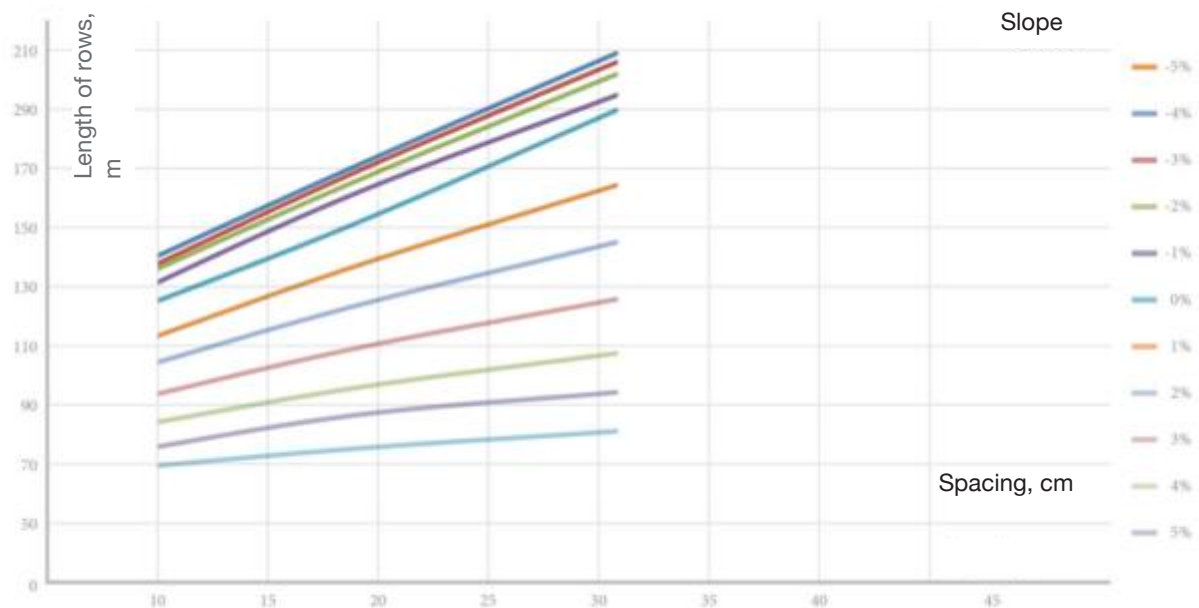
To request, there is a possibility of making tape with a special wall thickness and special emitter spacing.



Code	Name	Inner nominal diameter	Wall thickness	Emitter spacing	Flow l/emitter	Flow l/meter	Coil length
GD16060610	Giwadrip	16mm	6mil [150mic]	10cm	0,6lph	6lph	3000m
GD16060615	Giwadrip	16mm	6mil [150mic]	15cm	0,6lph	4lph	3000m
GD16060620	Giwadrip	16mm	6mil [150mic]	20cm	0,6lph	3lph	3000m
GD16060630	Giwadrip	16mm	6mil [150mic]	30cm	0,6lph	2lph	3000m
GD16080610	Giwadrip	16mm	8mil [200mic]	10cm	0,6lph	6lph	2500m
GD16080615	Giwadrip	16mm	8mil [200mic]	15cm	0,6lph	4lph	2500m
GD16080620	Giwadrip	16mm	8mil [200mic]	20cm	0,6lph	3lph	2500m
GD16080630	Giwadrip	16mm	8mil [200mic]	30cm	0,6lph	2lph	2500m
GD16060910	Giwadrip	16mm	6mil [150mic]	10cm	0,9lph	9lph	3000m
GD16060915	Giwadrip	16mm	6mil [150mic]	15cm	0,9lph	6lph	3000m
GD16060920	Giwadrip	16mm	6mil [150mic]	20cm	0,9lph	4,5lph	3000m
GD16060930	Giwadrip	16mm	6mil [150mic]	30cm	0,9lph	3ph	3000m
GD16080910	Giwadrip	16mm	8mil [200mic]	10cm	0,9lph	9lph	2500m
GD16080915	Giwadrip	16mm	8mil [200mic]	15cm	0,9lph	6lph	2500m
GD16080920	Giwadrip	16mm	8mil [200mic]	20cm	0,9lph	4,5lph	2500m
GD16080930	Giwadrip	16mm	8mil [200mic]	30cm	0,9lph	3ph	2500m
GD16061310	Giwadrip	16mm	6mil [150mic]	10cm	1,3lph	13lph	3000m
GD16061315	Giwadrip	16mm	6mil [150mic]	15cm	1,3lph	8,7lph	3000m
GD16061320	Giwadrip	16mm	6mil [150mic]	20cm	1,3lph	6,5lph	3000m
GD16061330	Giwadrip	16mm	6mil [150mic]	30cm	1,3lph	4,5lph	3000m
GD16081310	Giwadrip	16mm	8mil [200mic]	10cm	1,3lph	13lph	2500m
GD16081315	Giwadrip	16mm	8mil [200mic]	15cm	1,3lph	8,7lph	2500m
GD16081320	Giwadrip	16mm	8mil [200mic]	20cm	1,3lph	6,5lph	2500m
GD16081330	Giwadrip	16mm	8mil [200mic]	30cm	1,3lph	4,5lph	2500m

Length of the row depending on the dripper spacing

The terrain inclination from -5% to +5%, 85% uniformity of flow, constant inlet pressure of 0.7 bar, 16mm ID.



Giwadrip hyper drip - product range 22mm

The table shows the characteristics of the wall thickness of 8mil with spacing from 10cm, 20cm and 30cm.

To request, there is a possibility of making tape with a special wall thickness and special emitter spacing.



Code	Name	Inner nominal diameter	Wall thickness	Emitter spacing	Flow l/emitter	Flow l/meter	Coil length
GD22080620	Giwadrip	22mm	8mil [200mic]	20cm	0,6lph	3lph	1500m
GD22080630	Giwadrip	22mm	8mil [200mic]	30cm	0,6lph	2lph	1500m
GD22080640	Giwadrip	22mm	8mil [200mic]	40cm	0,6lph	1,5lph	1500m
GD22080920	Giwadrip	22mm	8mil [200mic]	20cm	0,9lph	4,5lph	1500m
GD22080930	Giwadrip	22mm	8mil [200mic]	30cm	0,9lph	3lph	1500m
GD22080940	Giwadrip	22mm	8mil [200mic]	40cm	0,9lph	2,3lph	1500m
GD22081320	Giwadrip	22mm	8mil [200mic]	20cm	1,3lph	4,5lph	1500m
GD22081330	Giwadrip	22mm	8mil [200mic]	30cm	1,3ph	4,3ph	1500m
GD22081340	Giwadrip	22mm	8mil [200mic]	40cm	1,3lph	3,25lph	1500m

Giwadrip™ Ovalpipe with flat emitters

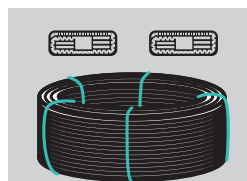
Long-lasting drip tubes for irrigation designed for flat terrains. Thicker walls provide durability and better resistance to mechanical and animal-related damage. On sloping terrain, if possible, position irrigation tubes transversely to the slope so that the tubes are horizontal.



Technical details

Wall thickness	Inner diameter	Outer nominal diameter	Nominal pressure	Range of working pressure	Washing Pressure	Minimal filtration
35mil[900mic]	14,25mm	16mm	0.7bar	0,6 - 0,9 bar	1.2bar	100mic/150mesh

Ovalpipe with flat emitters - product range 16mm




Code	Name	Outer nominal diameter	Wall thickness	Emitter spacing	Flow l/emitter	Flow l/meter	Coil length
GD16351122	Giwadrip	16mm	35mil [0,9mm]	20cm	1,1lph	5,5lph	200m
GD16351132	Giwadrip	16mm	35mil [0,9mm]	33cm	1,1lph	3,3lph	200m
GD16351152	Giwadrip	16mm	35mil [0,9mm]	50cm	1,1lph	2,2lph	200m
GD16351622	Giwadrip	16mm	35mil [0,9mm]	20cm	1,6lph	8lph	200m
GD16351632	Giwadrip	16mm	35mil [0,9mm]	33cm	1,6lph	4,8ph	200m
GD16351652	Giwadrip	16mm	35mil [0,9mm]	50cm	1,6lph	3,2lph	200m
GD16352022	Giwadrip	16mm	35mil [0,9mm]	20cm	2,0lph	10lph	200m
GD16352032	Giwadrip	16mm	35mil [0,9mm]	33cm	2,0lph	6lph	200m
GD16352052	Giwadrip	16mm	35mil [0,9mm]	50cm	2,0lph	4lph	200m
GD16352322	Giwadrip	16mm	35mil [0,9mm]	20cm	2,3lph	11,5lph	200m
GD16352332	Giwadrip	16mm	35mil [0,9mm]	33cm	2,3lph	7lph	200m
GD16352352	Giwadrip	16mm	35mil [0,9mm]	50cm	2,3lph	4,6lph	200m
GD16353022	Giwadrip	16mm	35mil [0,9mm]	20cm	3,0lph	15lph	200m
GD16353032	Giwadrip	16mm	35mil [0,9mm]	33cm	3,0lph	9lph	200m
GD16353052	Giwadrip	16mm	35mil [0,9mm]	50cm	3,0lph	6lph	200m

*On request, there is the possibility of making with a spacing that is not defined by the table.



Ovalpipe with flat emitters - product range 20mm

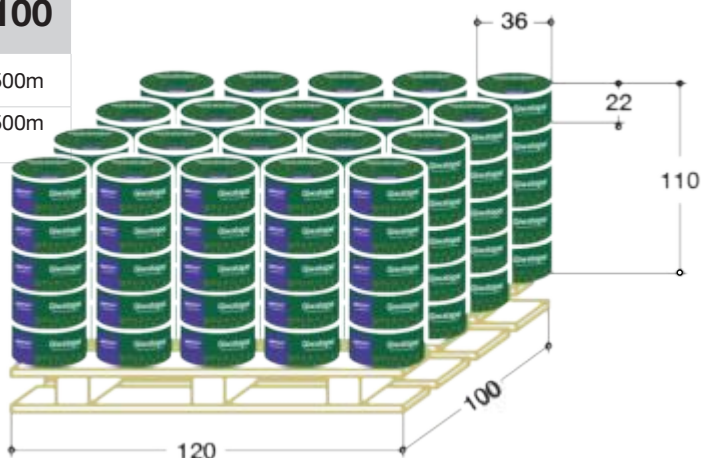


Code	Name	Outer nominal diameter	Wall thickness	Emitter spacing	Flow l/emitter	Flow l/meter	Coil length
GD20351122	Giwadrip	20mm	35mil [0,9mm]	20cm	1,1lph	4,5lph	200m
GD20351132	Giwadrip	20mm	35mil [0,9mm]	33cm	1,1lph	3,3lph	200m
GD20351152	Giwadrip	20mm	35mil [0,9mm]	50cm	1,1lph	2,2lph	200m
GD20351622	Giwadrip	20mm	35mil [0,9mm]	20cm	1,6lph	8lph	200m
GD20351632	Giwadrip	20mm	35mil [0,9mm]	33cm	1,6lph	4,8lph	200m
GD20351652	Giwadrip	20mm	35mil [0,9mm]	50cm	1,6lph	3,2lph	200m
GD20352022	Giwadrip	20mm	35mil [0,9mm]	20cm	2,0lph	10lph	200m
GD20352032	Giwadrip	20mm	35mil [0,9mm]	33cm	2,0lph	6lph	200m
GD20352052	Giwadrip	20mm	35mil [0,9mm]	50cm	2,0lph	4lph	200m
GD20352322	Giwadrip	20mm	35mil [0,9mm]	20cm	2,3lph	11,5lph	200m
GD20352332	Giwadrip	20mm	35mil [0,9mm]	33cm	2,3lph	7lph	200m
GD20352352	Giwadrip	20mm	35mil [0,9mm]	50cm	2,3lph	4,6lph	200m
GD20353022	Giwadrip	20mm	35mil [0,9mm]	20cm	3,0lph	15lph	200m
GD20353032	Giwadrip	20mm	35mil [0,9mm]	33cm	3,0lph	9lph	200m
GD20353052	Giwadrip	20mm	35mil [0,9mm]	50cm	3,0lph	6lph	200m

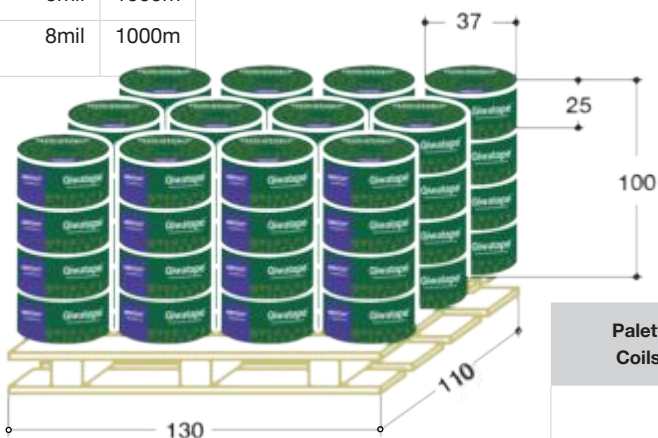
*On request, there is the possibility of making with a spacing that is not defined by the table.

Giwa™ packaging Ø 16mm

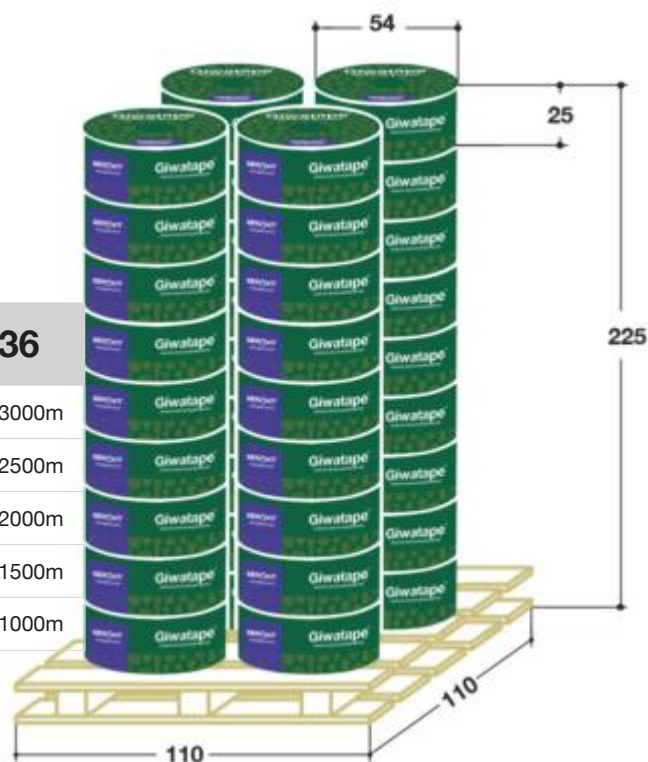
Palette coils Coils lenght		100
6mil	500m	
8mil	500m	



Palette coils Coils lenght		48
6mil	1000m	
8mil	1000m	

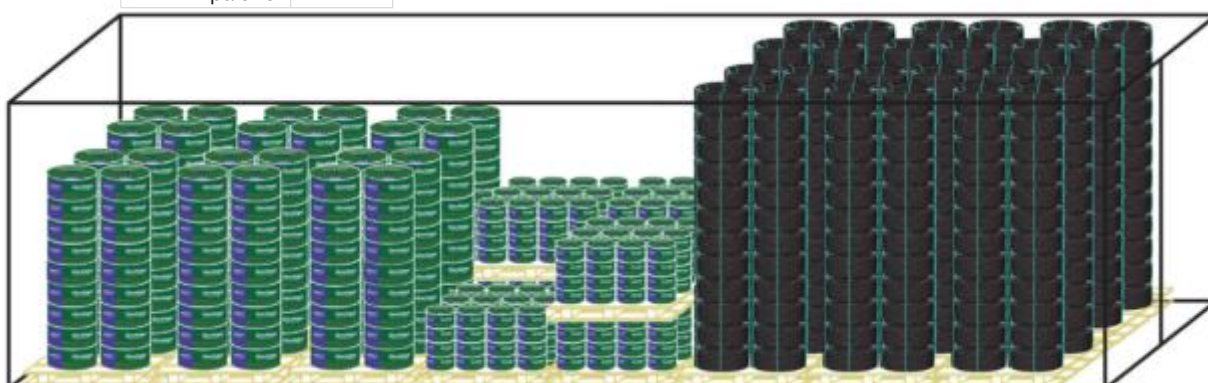
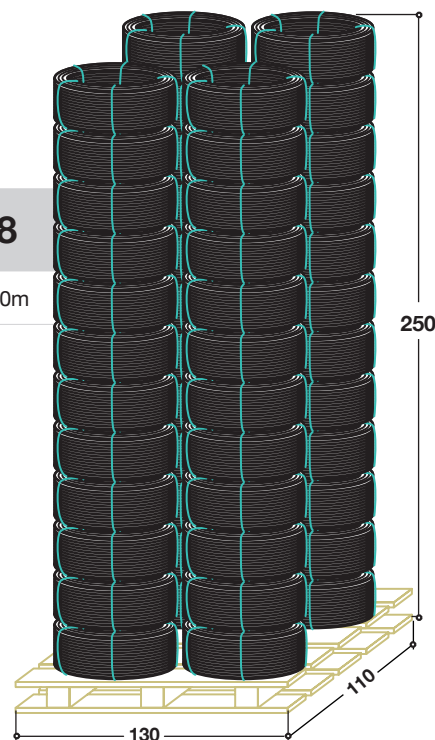


Palette coils Coils lenght		36
6mil	3000m	
8mil	2500m	
10mil	2000m	
12mil	1500m	
14mil	1000m	




Palettes per truck		
3000m palette	22	
1000m palette	36	
Ovalpipe palette	20	

Palette coils Coils lenght		48
35mil	200m	



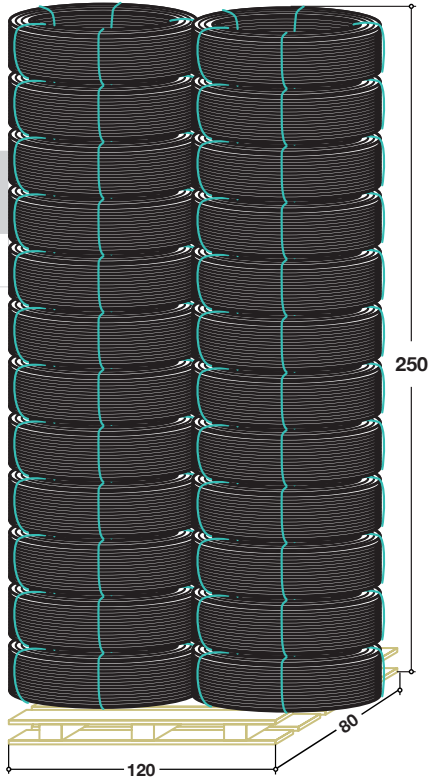
Giwa™ packaging tapes Ø 22mm

Giwa™ packaging ovalpipes Ø 20mm




Palette coils Coils lenght	
35mil	200m

Palette coils Coils lenght	
8mil	1500m
10mil	1300m
12mil	1000m
14mil	1000m



Palettes per truck	
Number of pallets of tapes Ø22mm	22
Number of pallets of ovalpipes Ø20mm	27





GEROVIT d.o.o.
Krčevački put 123,
34304 Banja Arandjelovac, SERBIA

+381 62 80 51 300
info@gerovit.com
www.gerovit.com

Creating a competitive advantage in
our customers' businesses with the
help of first-class products.

We provide our company's success
by consistently meeting the needs of
clients, stakeholders and employees.